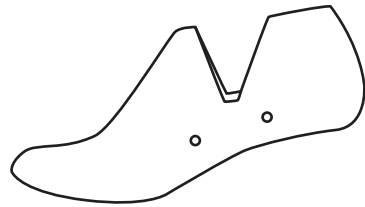


HOW TO PUT A SHOE TOGETHER


Every shoe is different but once you understand the various parts/components they all get constructed in the same way. There are a few parts which we call the 'essential shoe ingredients', these are the most important parts and the first thing on our list.



1. The Last

#LASTCOMESFIRST

This is the most important ingredient, it determines the shape, size and heel height of the shoe.



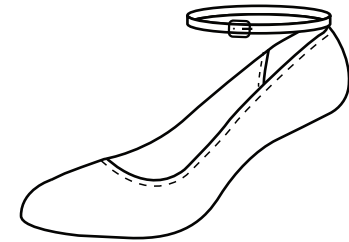
2. Insoles

Your insoles come next and are the backbone of the shoe. They need to fit your lasts perfectly in order to create a tight and accurate fit.



3. Heels*

These come later but it's important that before you start you make sure that your heels fit your lasts and insoles perfectly.




4. Uppers

The uppers are what will determine the style of the shoes. We love working with leather but there are some amazing vegan alternatives.



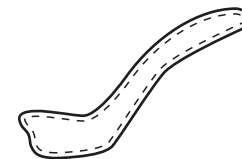
5. Stiffeners

Thermoplastic stiffeners are easy to work with and very forgiving if you make any mistakes.



6. Soles

A thick cow hide leather is recommended. We like to use a 2-3mm veg tan leather.



7. Insole Socks*

These are the finishing touch and can be padded with memory foam for extra comfort.

* You can skip these parts for flat shoes.